

CHARACTER

+

COMPETENCY

Campus

Thrive

// LEADERS HANDBOOK

PSALM 1:1-6

¹ OH, THE JOYS OF THOSE WHO DO NOT FOLLOW THE ADVICE OF THE WICKED, OR STAND AROUND WITH SINNERS, OR JOIN IN WITH MOCKERS.

² BUT THEY DELIGHT IN THE LAW OF THE LORD, MEDITATING ON IT DAY AND NIGHT.

³ THEY ARE LIKE TREES PLANTED ALONG THE RIVERBANK, BEARING FRUIT EACH SEASON. THEIR LEAVES NEVER WITHER, AND THEY PROSPER IN ALL THEY DO.

⁴ BUT NOT THE WICKED! THEY ARE LIKE WORTHLESS CHAFF, SCATTERED BY THE WIND.

⁵ THEY WILL BE CONDEMNED AT THE TIME OF JUDGMENT. SINNERS WILL HAVE NO PLACE AMONG THE GODLY.

⁶ FOR THE LORD WATCHES OVER THE PATH OF THE GODLY, BUT THE PATH OF THE WICKED LEADS TO DESTRUCTION.

WELCOME

We Welcome to a study on creating leaders. We believe leaders are created and defined not by their accomplishments but by their goodness and ability to help others.



This study can be done many different ways with many different ages. There is a teaching video that will help you understand more about leadership and each lesson go to Campusthrive.com/resources or
< scan the QR code >

One thing we want to do together is memorizing Psalm 1. It talks a lot about leadership. You can write it down on a 3x5 card, with a dry erase marker on your mirror or make up a song and record it to help you remember it. We have a prize for those that can quote in a few weeks.



Should you have any questions, feel free to contact me at randy@gfc.tv

Scripture quotations are taken from the Holy Bible, New Living Translation, copyright ©1996, 2004, 2015 by Tyndale House Foundation. Used by permission of Tyndale House Publishers, Carol Stream, Illinois 60188. All rights reserved.

+ CHARACTER

HUMILITY:

The ability to walk in cooperative confidence/

The confidence to see who God has created you to be.

GRIT:

Refusing to quit the first time you get hit.

GROWING/SPIRIT-LED:

Authority and agility to move beyond your ability.

LEARNER:

Choosing to grow beyond what you know.

COMPASSIONATE:

Drawing out > pouring in.



+ COMPETENCY

EQ/IQ:

The ability to walk in cooperative confidence/

The confidence to see who God has created you to be.

VISIONARY:

Recruiting people to a picture of a better future.

COMMUNICATOR:

Pausing to listen and speaking with the end in mind/

Sharing God's whole message with your whole self.

EMPOWERING:

Creating the space to make others great.

BUILDER/DISCIPLER:

Helping others name their call & navigate their future

+ BENEDICTION

LEADERS SAY:

**DON'T LET ANYONE
THINK LESS OF YOU
BECAUSE YOU ARE YOUNG.**

STUDENTS SAY:

**BE AN EXAMPLE TO ALL BELIEVERS
IN WHAT YOU SAY,
IN THE WAY YOU LIVE,
IN YOUR LOVE,
YOUR FAITH,
AND YOUR PURITY.
-1TIM. 4:12**

VALUES

these are the things that we believe:

- **ALL PEOPLE HAVE VALUE**
- **STUDENTS ARE CAPABLE OF LEADERSHIP**
- **FOLLOWING JESUS IS THE FULLEST LIFE**
- **GOD SPEAKS THROUGH HIS WORD AND SPIRIT**

STRATEGY

this is how we live out those values

- **DIGNITY DESPITE DIFFERENCES-** we can disagree and still show compassion and kindness.
- **MIDDLE SCHOOLERS LEAD-** the club is run by students
- **WE CREATE ENVIRONMENTS STUDENTS CAN LEAD IN-** adults help and serve students to create a place where students can lead
- **WE SEEK TO LIVE OUT GOD'S TRUTHS-** we are not moved by opinions, we desire to do what scripture says.

MEASURES

the way we know we are doing what we are called to do

- **LEADERS HAVE FOLLOWERS.** We want to impact the school and for others to see our lives be worth following.
- **WE LOOK FOR PERSONAL KINGDOM GROWTH-** we want to see lives changed by living as a follower of Jesus.
- **WE LOOK FOR PEOPLE OF PEACE-** we pray and seek who to invite and watch for opportunities to show the love of Jesus to others.
- **WE LOOK FOR KAIROS MOMENTS** - A kairos moment is a time where we see God at work. We expect God to do amazing things & we look for them.



+ WEEK 1//HUDDLE = GETTING STARTED

SCHEDULE:

- 7:50-8:04: **BREAKFAST**
8:05: **ON TIME PRIZE DRAWING-**
** If you show up by 7:55 you can win cool stuff.**
8:08: **TEAM BUILDING-** a fun interactive game-go to Campusthrive.com/resources or scan the QR code >
8:18: **LEADERSHIP TEACHING-** What Thrive is about. Mission and Values
8:36: **BLING-** get your nametags, t shirts, exc.
8:45: **PRAYER FOR OTHER LEADERS**
8:48: **SUMMARY OF THE MORNING** (by another leader)- we do this each week at Huddle
8:50: **LEAVE FOR SCHOOL**



OVERVIEW:

LET'S REVIEW SOME BASICS:

GO OVER:

OUR VALUES,

OUR STRATEGY

OUR MEASURES,

& VOCABULARY

LOCATED ON THE

PREVIOUS PAGES

During week 1 we eat together and do a team building game. We talk about how Thrive works, and what our mission and values are. We then hear some testimonies from former Thrive leaders. We also get our name tags, shirts, and our materials. We close by praying for others we can invite into leadership.

CLUB FORMAT

Campus Thrive follows a 2-8-1-1 club format.

HERE IS WHAT THOSE NUMBERS MEAN...

- 4-** We begin each semester with 2 weeks of leadership training (we call them huddles). These usually meet in the mornings.
- 8-** We do 8 weeks of a leadership huddle on one morning and a club on another day. Most club gatherings meet before school.
- 1-** We do 1 service project day. This benefits someone in the community or the school itself.
- 1-** We end up with a celebration of the semester, we tell stories of success (kairos) and look to the next place God has for us to grow.

WHAT HAPPENS AT A CLUB?

The club flow is usually (Some clubs do not have all of the parts, and of course times vary based on schools. Each club has 2 teams, we will explain that later.)

8:00: LEADERS GATHER AND SETUP THE ROOM

8:10: THE TEAM THAT IS TEACHING DOES ONE MORE RUN THROUGH

8:20: THE OTHER TEAM GREETES GUESTS, SOMETIMES FOOD IS SERVED

8:30: THE MC WELCOMES EVERYONE TO THRIVE and gives a simple overview of the club. Explaining what the big teaching is for the day.

8:32-8:42: SONGS, PRIZE DRAWINGS, GAMES OR SKITS (depending on the club)

8:42: TEACHING

8:49: SONG OR TESTIMONY

8:53: PRAYER- there are lots of ways to pray, we will teach you these.

8:57: SUMMARY OF THE DAY

9:00: DISMISS WITH THE CLUB (high five gauntlet of encouragement.)

SOME DETAILS:

- At our club meetings we will have a handout with all of the Bible verses printed out, but as leaders **WE NEED TO BRING OUR BIBLES TO LEADERSHIP AND CLUB.**
- There is a listing of games at campusthrive.com/resources
- Huddle is what we call the leader's meeting, Teams is what we call the school specific groups.
- Towards the end of the semester each club should do a service day. It can be for the school or for someone in the community. It should only take about 2 hours.
- We highly recommend using either **HOUSEFIRES** or **10,000 FATHER'S WORSHIP**. We have the legal rights to use this music.
- Next week we will start looking over our teachings. This week make sure and invite friends to our first club which is on _____ at _____. Our sponsoring teacher is _____. Make sure and let them know you appreciate them being our sponsor.

+ WEEK 2//HUDDLE

OVERVIEW:

After we eat we will hear the first weeks lesson, and break into our teams to prepare.

SCHEDULE:

7:50-8:04: **BREAKFAST**
 8:05: **ON TIME PRIZE DRAWING-**
*** If you show up by 7:55 you can win cool stuff.***
 8:08: **TEAM BUILDING**
 8:18: **LEADERSHIP TEACHING-** (Fruits of the Spirit)
 8:36: **MEMORIZATION AND PRAYER FOR ONE ANOTHER**
 8:48: **SUMMARY OF THE MORNING** (by another leader)
 8:50: **LEAVE FOR SCHOOL**

CLUB PLANNER WEEK ONE

ROLES:

(fill in who is responsible for what)

MC:
 Teacher:
 Game:
 Prayer:
 Skit:
 Worship:
 Testimony:
 Tech:

MATERIALS:

- ☐ Sound system
- ☐ Food
- ☐ Prizes
- ☐ Tickets

DATE:

TOPIC:

SCHEDULE:

TIME:	ACTIVITY:	LEADER:
	Welcome	
	Prize Drawing	
	Game	
	Skit	
	Teaching	
	Testimony	
	Worship	
	Prayer	
	Wrap-up/Announcements	

(note that all CLUBS will have all parts)

TEAM: (CIRCLE ONE)

BLUE

GOLD

WHAT IS A LEADER?

GROUP TIME

1. Talk about prayer requests
2. Consider who to invite
3. Read Psalm 1 and pray for each other

MAIN POINT: There are qualities that make a good leader, those qualities are not what makes someone a leader, they are what defines a good leader.

ITEMS NEEDED: Handouts for each person, 10 leader “taboo” cards. Snacks if needed.

GAME: LEADER TABOO. Play a round of 5 types of leaders each (write them on index cards) between guys and girls as one person gives clues to the type of leader it is. Write on the card a few words you cannot say: Example: Principal Jones. Taboo Words: Principal, Jones, Office
See which group can do it the fastest

TEACHING:

Who are some of the greatest leaders you know?

Who is someone who has been a leader that has done bad things through that leadership?

What makes up a great leader?

What qualities do they have?

We talk a lot about being a leader, but what is a leader?

There are lots of things that make up the qualities of a good leader but the fundamental definition of a leader is one who has followers.

This 11-lesson series is about the qualities that make up a good leader. They are made up of two areas:

CHARACTER *the personal “goodness” of a leader through which to move their followers to a place better than before.*

COMPETENCY *the ability of a leader to move their followers to a place better than before.*

The Bible says that leadership is not limited to just older people or just men or women. Here are two verses that teach that very thing.

READ: ACTS 2:17-18 ‘In the last days,’ God says, ‘I will pour out my Spirit upon all people. Your sons and daughters will prophesy. Your young men will see visions, and your old men will dream dreams. In those days I will pour out my Spirit even on my servants—men and women alike— and they will prophesy.

The Bible promises that the young people will prophesy- that means to speak truth, especially God’s truth. The good news is that God values all ages, the young and the old, and both men and women.

Another great verse on leadership is this one:

READ: 1TIMOTHY 4:12-13 Don’t let anyone think less of you because you are young. Be an example to all believers in what you say, in the way you live, in your love, your faith, and your purity.¹³ Until I get there, focus on reading the Scriptures to the church, encouraging the believers, and teaching them.

This teaches that even as a young person you can be an example. It even gives us some things we should do as leaders. What are they? (*write them down*)

The Bible is full of stories of great leaders and not so great leaders. We will be looking at these stories as we journey together. Let’s close by asking a couple of questions.

1. **What are some places you would like to make things better?**
2. **How can you lead toward that revival?**

One of the things we do is pray. We believe that prayer is us seeking God’s word into our lives. Each week we will write down a couple of things or people to pray for. Lastly, think about inviting someone to join us next week, if they come, you know what that makes you?

WEEK 1//CLUB

CHARACTER + COMPETENCY

+ WEEK 3//HUDDLE

OVERVIEW:

After we eat we will hear the lesson, and break into our teams to prepare.

SCHEDULE:

7:50-8:04: **BREAKFAST**
 8:05: **ON TIME PRIZE DRAWING-**
*** If you show up by 7:55 you can win cool stuff.***
 8:08: **TEAM BUILDING**
 8:18: **LEADERSHIP TEACHING-** (Fruits of the Spirit)
 8:36: **MEMORIZATION AND PRAYER FOR ONE ANOTHER**
 8:48: **SUMMARY OF THE MORNING** (by another leader)
 8:50: **LEAVE FOR SCHOOL**

CLUB PLANNER WEEK TWO

ROLES:

(fill in who is responsible for what)

MC:
 Teacher:
 Game:
 Prayer:
 Skit:
 Worship:
 Testimony:
 Tech:

MATERIALS:

- ☐ Sound system
- ☐ Food
- ☐ Prizes
- ☐ Tickets

DATE:

TOPIC:

SCHEDULE:

TIME:	ACTIVITY:	LEADER:
	Welcome	
	Prize Drawing	
	Game	
	Skit	
	Teaching	
	Testimony	
	Worship	
	Prayer	
	Wrap-up/Announcements	

(note that all CLUBS will have all parts)

TEAM: (CIRCLE ONE)

BLUE

GOLD

WHAT IS HUMILITY?

GROUP TIME

1. Talk about prayer requests
2. Consider who to invite
3. Read Psalm 1 and pray for each other

MAIN POINT: Humility is the ability to walk in cooperative confidence. The confidence to see whom God has created you to be.

ITEMS NEEDED: Large cup of Ice, small cups, handouts

OBJECT LESSON:

The Ice cup. Freeze a large cup of ice. Place several small cups on a table. How can you put the large piece of ice in the small cups- only by melting it. Melting ice changes, its form, not its substance. Humility does not make you less; it makes you accessible.

TEACHING:

When you think of humility, what comes to mind?

HERE IS A GREAT EXAMPLE:

Head Coach Mike McDaniels of the Miami Dolphins wears a sweatshirt during the summer practices of his team. He does this so he can know what limits he can push his team to in the heat, as they are wearing heavy shoulder pads and other gear. Coach McDaniels wants to push his team to prepare them for home games, but he doesn't want to risk dehydration or injury. The best way to do this is to dress like a player.

THIS IS THE VERY THING JESUS DID:

PHILIPPIANS 2:1-11 So if there is any encouragement in Christ, any comfort from love, any participation in the Spirit, any affection and sympathy,² complete my joy by being of the same mind, having the same love, being in full accord and of one mind.³ Do nothing from selfish ambition or conceit, but in humility count others more significant than yourselves.⁴ Let each of you look not only to his own interests, but also to the interests of others.⁵ Have this mind among yourselves, which is yours in Christ Jesus,⁶ who, though he was in the form of God, did not count equality with God a thing to be grasped,⁷ but emptied himself, by taking the form of a servant, being born in the likeness of men.⁸ And being found in human form, he humbled himself by becoming obedient to the point of death, even death on a cross.⁹ Therefore God has highly exalted him and bestowed on him the name that is above every name,¹⁰ so that at the name of Jesus every knee should bow, in heaven and on earth and under the earth,¹¹ and every tongue confess that Jesus Christ is Lord, to the glory of God the Father.

What is desired in verse 1?

How do you achieve that based on verse 2?

How does Jesus model this in verses 3-8?

What is the blessing God the Father gives to Jesus in verses 9-11?

IN JOHN 13: 1-17 Jesus demonstrates servant leadership perfectly. Jesus was the leader and an example for his disciples. Not only so, but he was God. He performed a dirty and dishonorable task of washing feet, normally reserved for the lowliest of servants. Jesus never asked his disciples to do something that he wouldn't do himself. Humble leaders imitate Christ's humility and are leaders, but also servants. In demonstrating humble leadership to his disciples, Jesus inspired them to do the same-

¹³ "You call me 'Teacher' and 'Lord,' and rightly so, for that is what I am."¹⁴ Now that I, your Lord and Teacher, have washed your feet, you also should wash one another's feet. ¹⁵ I have set you an example that you should do as I have done for you. ¹⁶ Very truly I tell you, no servant is greater than his master, nor is a messenger greater than the one who sent him.

REMEMBER: Humble leaders have an impact on those around them, inspiring others to serve. If you want your team to respect your authority, set an example of how they should act. Humility is not seeing yourself as inadequate, without value or unworthy of respect. It is making yourself available so others can see themselves as valuable and worthy of respect.

DISCUSSION QUESTIONS

- Can you think of an example of a leader or boss you've had that was NOT a servant? How did you respond to their leadership?
- Does your ego get in the way of washing feet? How can you humble yourself as Christ did?
- How can you remain humble and still retain your authority?
- How can you imitate Christ's humility with this team and still demand respect and excellence?

WEEK 2//CLUB
CHARACTER + COMPETENCY

+ WEEK 4//HUDDLE

OVERVIEW:

After we eat we will hear the lesson, and break into our teams to prepare.

SCHEDULE:

7:50-8:04: **BREAKFAST**
 8:05: **ON TIME PRIZE DRAWING-**
*** If you show up by 7:55 you can win cool stuff.***
 8:08: **TEAM BUILDING**
 8:18: **LEADERSHIP TEACHING-** (Fruits of the Spirit)
 8:36: **MEMORIZATION AND PRAYER FOR ONE ANOTHER**
 8:48: **SUMMARY OF THE MORNING** (by another leader)
 8:50: **LEAVE FOR SCHOOL**

CLUB PLANNER WEEK THREE

ROLES:

(fill in who is responsible for what)

MC:
 Teacher:
 Game:
 Prayer:
 Skit:
 Worship:
 Testimony:
 Tech:

MATERIALS:

- ☐ Sound system
- ☐ Food
- ☐ Prizes
- ☐ Tickets

DATE:

TOPIC:

SCHEDULE:

TIME:	ACTIVITY:	LEADER:
	Welcome	
	Prize Drawing	
	Game	
	Skit	
	Teaching	
	Testimony	
	Worship	
	Prayer	
	Wrap-up/Announcements	

(note that all CLUBS will have all parts)

TEAM: (CIRCLE ONE)

BLUE

GOLD

WHAT IS GRIT?

GROUP TIME

1. Talk about prayer requests
2. Consider who to invite
3. Read Psalm 1 and pray for each other

MAIN POINT: Grit is refusing to quit the first time you get hit.

ITEMS NEEDED: Prizes, handouts, music on phone or speaker, timer.

OBJECT LESSON:

Tap Race. Place your non-dominant hand on a table. At GO tap your ring finger as many times as you can in 1 minute without lifting your hand from the table. It seems easy but will require grit. Play music as everyone is doing this for a better effect- like "Eye of the Tiger". Give a prize to the winner who does it the most times.

TEACHING:

Rudy Ruettiger is a man of true grit.

As a man who came from poverty and had undiagnosed dyslexia for most of his life. He had many difficulties in his life. He was a comeback in high school and had more tackles than anyone on the team. He only weighed 165 pounds and was 5' 6". He dreamed his whole life of being on the Notre Dame football team. He was rejected by Notre Dame three times before they accepted him academically as a transfer student from a junior college. Rudy did not have the athletic ability of a DI athlete. Even though his ability was lacking, he still chose to be a walk-on and join the scout team through coach, Ara Parseghian. He did not play his whole college career until the last home game of his final year. That year, he had a new coach who gave him his chance to play even if it was only for 27 seconds. In that 27 seconds, he tackled the quarterback to help the team win the final home game of the season.

In Daniel 3 we read a story about King Nebuchadnezzar and an idol of gold. The people of God had been taken captive by the Babylonians. The king commanded all of the people of Babylon to bow down and worship the idol. If the people chose not to worship the idol, they were to be thrown in the fiery furnace. Three men named Hananiah (Shadrach), Mishael (Meshach), and Azariah (Abednego) refused to bow and worship the idol.

DANIEL 3:16-18 Shadrach, Meshach, and Abednego answered and said to the king, "O Nebuchadnezzar, we have no need to answer you in this matter.¹⁷ If this be so, our God whom we serve is able to deliver us from the burning fiery furnace, and he will deliver us out of your hand, O king.¹⁸ But if not, be it known to you, O king, that we will not serve your gods or worship the golden image that you have set up."

The King was filled with rage when he heard that Hananiah, Mishael, and Azariah would not worship. The three men were thrown into the fiery furnace because of their beliefs. Before being thrown in the furnace, God saved them from the fiery furnace and the men walked out of the furnace alive & untouched. Hananiah, Mishael, & Azariah refused to let the words and commands of the king keep them from serving God.

So how do you show GRIT?

1. KNOW WHAT MATTERS- It is important to know what truly matters to you and to live in those values. "If you do not stand for something you will fall for anything." With respect, make it clear what you value. Live with your time, resources and focus towards what really matters.

2. REMEMBER THAT CHALLENGE IS NOT DEFEAT. The "pit" is where you develop grit.

JAMES 1:2-4 Dear brothers and sisters, when troubles come your way, consider it an opportunity for great joy.³ For you know that when your faith is tested, your endurance has a chance to grow.⁴ So let it grow, for when your endurance is fully developed, you will be perfect and complete, needing nothing.

3. BE WILLING TO ACCEPT THE BLESSINGS OR CHALLENGES THAT STANDING ON YOUR CONVICTIONS BRINGS.

Not everyone will celebrate or even allow for truth. It is ok to be on the wrong side of others, it is not ok to be on the wrong side of God.

DISCUSSION QUESTIONS:

- Who is someone you know that has true grit?
- How did they inspire you?
- How did you develop grit when you found yourself in the pit?
- How do you find hope and perseverance when you feel hopelessness?
- How can you set an example of how to respond when you get hit?

WEEK 3//CLUB
CHARACTER + COMPETENCY

+ WEEK 5//HUDDLE

OVERVIEW:

After we eat we will hear the lesson, and break into our teams to prepare.

SCHEDULE:

7:50-8:04: **BREAKFAST**
 8:05: **ON TIME PRIZE DRAWING-**
*** If you show up by 7:55 you can win cool stuff***
 8:08: **TEAM BUILDING**
 8:18: **LEADERSHIP TEACHING-** (Fruits of the Spirit)
 8:36: **MEMORIZATION AND PRAYER FOR ONE ANOTHER**
 8:48: **SUMMARY OF THE MORNING** (by another leader)
 8:50: **LEAVE FOR SCHOOL**

CLUB PLANNER WEEK FOUR

ROLES:

(fill in who is responsible for what)

MC:
 Teacher:
 Game:
 Prayer:
 Skit:
 Worship:
 Testimony:
 Tech:

MATERIALS:

- ☐ Sound system
- ☐ Food
- ☐ Prizes
- ☐ Tickets

DATE:

TOPIC:

SCHEDULE:

TIME:	ACTIVITY:	LEADER:
	Welcome	
	Prize Drawing	
	Game	
	Skit	
	Teaching	
	Testimony	
	Worship	
	Prayer	
	Wrap-up/Announcements	

(note that all CLUBS will have all parts)

TEAM: (CIRCLE ONE)

BLUE

GOLD

GROWING/ SPIRIT-LED?

GROUP TIME

1. Talk about prayer requests
2. Consider who to invite
3. Read Psalm 1 and pray for each other

MAIN POINT: Growing/Spirit-led is Authority & agility to move beyond your ability.

ITEMS NEEDED: Obstacle course of masking tape, papers with funny “mines” on them or props, Blindfold. Handouts


OBJECT LESSON:

Build a safe “mine field” obstacle course maze.
Using found objects in the room like a shoe, tape, exc.
(use map mine as a reference, but feel free to create your own.)

X = Mines in the classroom

Blindfold a person and tell them to go through it.
Then have someone lead them through it.
Think of what you can accomplish when
you are lead by someone who cares for you.

LAYOUT OF ROOM:



Have you ever seen a map? They are the way we use to get around. Sometimes a map is something on paper that we can use to get from one place to another, but people can be like a map as well. These people point us to the place God is leading us.

TEACHING:

SAMUEL 3:1-10 Meanwhile, the boy Samuel served the LORD by assisting Eli. Now in those days messages from the LORD were very rare, and visions were quite uncommon.² One night Eli, who was almost blind by now, had gone to bed.³ The lamp of God had not yet gone out, and Samuel was sleeping in the Tabernacle near the Ark of God.⁴ Suddenly the LORD called out, “Samuel!” “Yes?” Samuel replied. “What is it?”⁵ He got up and ran to Eli. “Here I am. Did you call me?” “I didn’t call you,” Eli replied. “Go back to bed.” So he did.⁶ Then the LORD called out again, “Samuel!” Again Samuel got up and went to Eli. “Here I am. Did you call me?” “I didn’t call you, my son,” Eli said. “Go back to bed.”⁷ Samuel did not yet know the LORD because he had never had a message from the LORD before.⁸ So the LORD called a third time, and once more Samuel got up and went to Eli. “Here I am. Did you call me?” Then Eli realized it was the LORD who was calling the boy.⁹ So he said to Samuel, “Go and lie down again, and if someone calls again, say, ‘Speak, LORD, your servant is listening.’” So Samuel went back to bed.¹⁰ And the LORD came and called as before, “Samuel! Samuel!” And Samuel replied, “Speak, your servant is listening.”

Where was Samuel resting? Where was Eli resting?

Why did Samuel not understand it was God calling him?

Whom did he ask for help?

Samuel needed a guide to explain to him what he was hearing. This was the job of Eli the priest. He knew things about God that Samuel did not. The deeper truth in this story was that Samuel’s mother, Hannah was even more faithful. She prayed that God would give her a child and that child would be a voice for God.

Here are three things we can do if we are going to be growing into places we do not know now.

APPLICATION:

1. GET A GUIDE. Find someone farther down the servant leader path than you are

2. KNOW THE WORD- learn the truth of God so you can discern (understand) God’s leading. The Spirit of God will never lead you in a way that is against the truth of the Bible. One of the ways you see God work is to study his Word and then see how God uses that in your life.

3. BE READY TO GROW. Pray and let God know you want to grow and be used by him. Be ready to act after you understand what to do.

DISCUSSION QUESTIONS

- If you could do anything for God and not fail, what would it be?
- Who is someone that you have seen be used by God?
- How do you understand God’s moving in your life?

WEEK 4//CLUB
CHARACTER + COMPETENCY

+ WEEK 6//HUDDLE

OVERVIEW:

After we eat we will hear the lesson, and break into our teams to prepare.

SCHEDULE:

7:50-8:04: **BREAKFAST**
 8:05: **ON TIME PRIZE DRAWING-**
*** If you show up by 7:55 you can win cool stuff***
 8:08: **TEAM BUILDING**
 8:18: **LEADERSHIP TEACHING-** (Fruits of the Spirit)
 8:36: **MEMORIZATION AND PRAYER FOR ONE ANOTHER**
 8:48: **SUMMARY OF THE MORNING** (by another leader)
 8:50: **LEAVE FOR SCHOOL**

CLUB PLANNER WEEK FIVE

ROLES:

(fill in who is responsible for what)

MC:
 Teacher:
 Game:
 Prayer:
 Skit:
 Worship:
 Testimony:
 Tech:

MATERIALS:

- ☐ Sound system
- ☐ Food
- ☐ Prizes
- ☐ Tickets

DATE:

TOPIC:

SCHEDULE:

TIME:	ACTIVITY:	LEADER:
	Welcome	
	Prize Drawing	
	Game	
	Skit	
	Teaching	
	Testimony	
	Worship	
	Prayer	
	Wrap-up/Announcements	

(note that all CLUBS will have all parts)

TEAM: (CIRCLE ONE)

BLUE

GOLD

WHAT IS A LEARNER?

GROUP TIME

1. Talk about prayer requests
2. Consider who to invite
3. Read Psalm 1 and pray for each other


MAIN POINT: A Learner is one who is Choosing to grow beyond what you know.

ITEMS NEEDED: Prizes, handouts, music


OBJECT LESSON:

Maze race There are two paper mazes on the back of the handouts. First time do the first maze with a timer of 60 seconds. The second time do the 2nd maze. Was it faster? Why? We can learn as we grow in understanding. **(MAZE DIAGRAMS BELOW & ON THE BACK OF THE HANDOUT)**

MAZE ONE - 60SEC. TIMER



MAZE TWO - NO TIMER



TEACHING:

Kirby Smart is a learner.

GeoMrgia Bulldogs head coach Kirby Smart was the defensive coordinator at Alabama before becoming the head coach at Georgia. Coach Smart had to step into a roll of leading his own team. Which is completely different from what he did At Alabama. So, he couldn't lean on what he already known but instead he pushed that aside and choose to learn and grow beyond what he already known. Just because what you know has gotten you far before doesn't mean it always will.

Hebrews 5:11-14 tells the hard truth that learning is not easy, but it is very important.

HEBREWS 5:11-14 We have much to say about this, but it is hard to make it clear to you because you no longer try to understand.¹² In fact, though by this time you ought to be teachers, you need someone to teach you the elementary truths of God's word all over again. You need milk, not solid food! ¹³ Anyone who lives on milk, being still an infant, is not acquainted with the teaching about righteousness.¹⁴ But solid food is for the mature, who by constant use have trained themselves to distinguish good from evil.

What do you think this is saying about milk and solid food?

The teaching about righteousness literally means "doing what is right".

If you want to grow, it is not going to be easy. It can be really tough. But we must grow, the truth is we grow or get weaker. If we are not growing, we cannot be used by God in the way he wants us to be used. Like the Coach, we must grow past what we know.

DISCUSSION QUESTIONS

- Why is it hard to change a habit or learn things?
- Do you enjoy learning things? What is something you learned this year?
- We have been memorizing Psalm 1. What are a few things it says about learning and growing?

WEEK 5//CLUB
CHARACTER + COMPETENCY

+ WEEK 7//HUDDLE

OVERVIEW:

After we eat we will hear the lesson, and break into our teams to prepare.

SCHEDULE:

7:50-8:04: **BREAKFAST**
 8:05: **ON TIME PRIZE DRAWING-**
*** If you show up by 7:55 you can win cool stuff.***
 8:08: **TEAM BUILDING**
 8:18: **LEADERSHIP TEACHING-** (Fruits of the Spirit)
 8:36: **MEMORIZATION AND PRAYER FOR ONE ANOTHER**
 8:48: **SUMMARY OF THE MORNING** (by another leader)
 8:50: **LEAVE FOR SCHOOL**

CLUB PLANNER WEEK SIX

ROLES:

(fill in who is responsible for what)

MC:
 Teacher:
 Game:
 Prayer:
 Skit:
 Worship:
 Testimony:
 Tech:

MATERIALS:

- ☐ Sound system
- ☐ Food
- ☐ Prizes
- ☐ Tickets

DATE:

TOPIC:

SCHEDULE:

TIME:	ACTIVITY:	LEADER:
	Welcome	
	Prize Drawing	
	Game	
	Skit	
	Teaching	
	Testimony	
	Worship	
	Prayer	
	Wrap-up/Announcements	

(note that all CLUBS will have all parts)

TEAM: (CIRCLE ONE)

BLUE

GOLD

WHAT IS COMPASSION?

GROUP TIME

1. Talk about prayer requests
2. Consider who to invite
3. Try quoting Psalm 1 in your group.
4. Pray for each other

MAIN POINT: A Compassionate person is one who is Drawing out and pouring in.

ITEMS NEEDED: Music, straws, tape, handouts, prizes.

OBJECT LESSON:

Bring up 2 students and try to build a tower out of straws. Give them 2 minutes. Then bring up 2 more students and give them the same task but give them a roll of tape as well. The tape is like compassion, it makes everything go together better.

WHAT DID YOU LEARN FROM THE OBJECT LESSON?

TEACHING:

The Bible tells this story about compassion, it is also a story about the very nature of God.

It began with a son who took his inheritance and went to a far away land and wasted his money on things that would have been horrible in his culture. The story goes on like this...

LUKE 15:17-24: The Parable of the Lost Son

"But when he came to himself, he said, 'How many of my father's hired servants have bread enough and to spare, and I perish with hunger! I will arise and go to my father, and will say to him, 'Father, I have sinned against heaven and before you, and I am no longer worthy to be called your son. Make me like one of your hired servants.'"

"And he arose and came to his father. But when he was still a great way off, his father saw him and had compassion, and ran and fell on his neck and kissed him. And the son said to him, 'Father, I have sinned against heaven and in your sight, and am no longer worthy to be called your son.'"

"But the father said to his servants, 'Bring out the best robe and put it on him, and put a ring on his hand and sandals on his feet. And bring the fatted calf here and kill it, and let us eat and be merry; for this my son was dead and is alive again; he was lost and is found'"

How did the father show compassion?

What could he have said to the son?

Why did he show compassion?

DISCUSSION QUESTIONS

- Who do you know came along side of you to help YOU when you needed help?
- How did they encourage you and help you to draw out greatness?
- How can you do that for others?

+ WEEK 8//HUDDLE

OVERVIEW:

After we eat we will hear the lesson, and break into our teams to prepare.

SCHEDULE:

7:50-8:04: **BREAKFAST**
 8:05: **ON TIME PRIZE DRAWING-**
*** If you show up by 7:55 you can win cool stuff.***
 8:08: **TEAM BUILDING**
 8:18: **LEADERSHIP TEACHING-** (Fruits of the Spirit)
 8:36: **MEMORIZATION AND PRAYER FOR ONE ANOTHER**
 8:48: **SUMMARY OF THE MORNING** (by another leader)
 8:50: **LEAVE FOR SCHOOL**

CLUB PLANNER WEEK SEVEN

ROLES:

(fill in who is responsible for what)

MC:
 Teacher:
 Game:
 Prayer:
 Skit:
 Worship:
 Testimony:
 Tech:

MATERIALS:

- ☐ Sound system
- ☐ Food
- ☐ Prizes
- ☐ Tickets

DATE:

TOPIC:

SCHEDULE:

TIME:	ACTIVITY:	LEADER:
	Welcome	
	Prize Drawing	
	Game	
	Skit	
	Teaching	
	Testimony	
	Worship	
	Prayer	
	Wrap-up/Announcements	

(note that all CLUBS will have all parts)

TEAM: (CIRCLE ONE)

BLUE

GOLD

WHAT IS EQ/IQ?

GROUP TIME

1. Talk about prayer requests
2. Consider who to invite
3. Try quoting Psalm 1 in your group.
4. Pray for each other

MAIN POINT: EQ/IQ is about our intelligence quotient, and our Emotional capacity. People don't care what you know until they know that you care.

ITEMS NEEDED: Chips, Ice coke, cups, handouts

OBJECT LESSON:

Coke and ice. One person has a cup of ice and another a hot coke. Neither of these is great on their own- But put them together!!!

WHAT DID YOU LEARN FROM THE OBJECT LESSON?

TEACHING:

Throughout his 10-year tenure as CEO of Campbell Soup Company, Douglas Conant made a tremendous impact on the company's growth and success. He portrayed immense intelligence and skill to help the company grow and reach heights that they had never achieved. Additionally, he wrote 30,000 hand-written "thank-you" notes to his employees to show them how much he cared for them. This gesture portrayed a textbook example of how emotional intelligence and relating to others is crucial for leaders. Not only did Conant have the IQ (intelligence quotient) to grow and improve the company, but he also had the EQ (emotional quotient) to gain the trust of his employees.

2 PETER 1:5-7

"But also for this very reason, giving all diligence, add to your faith virtue, to virtue knowledge, to knowledge self-control, to self-control perseverance, to perseverance godliness, to godliness brotherly kindness, and to brotherly kindness love."

How do each of these build on each other?

Faith
Virtue
knowledge
self-control
perseverance
godliness
kindness
love

Peter instructs the believer that knowledge should follow virtue which follows faith. Knowledge is the most beneficial when it accompanies strong morals and values. Otherwise, the knowledge is unlikely to be properly applied and utilized. All of these are bound up in love.

DISCUSSION QUESTIONS

- Who is someone who has cared for you well?
- Why is EQ essential to good leadership?
- What is the importance of IQ? Why is exhibiting both IQ and EQ important?
- How can you relate emotionally to the people around you?

+ WEEK 9//HUDDLE

OVERVIEW:

After we eat we will hear the lesson, and break into our teams to prepare.

SCHEDULE:

7:50-8:04: **BREAKFAST**
 8:05: **ON TIME PRIZE DRAWING-**
*** If you show up by 7:55 you can win cool stuff.***
 8:08: **TEAM BUILDING**
 8:18: **LEADERSHIP TEACHING-** (Fruits of the Spirit)
 8:36: **MEMORIZATION AND PRAYER FOR ONE ANOTHER**
 8:48: **SUMMARY OF THE MORNING** (by another leader)
 8:50: **LEAVE FOR SCHOOL**

CLUB PLANNER WEEK EIGHT

ROLES:

(fill in who is responsible for what)

MC:
 Teacher:
 Game:
 Prayer:
 Skit:
 Worship:
 Testimony:
 Tech:

MATERIALS:

- ☐ Sound system
- ☐ Food
- ☐ Prizes
- ☐ Tickets

DATE:

TOPIC:

SCHEDULE:

TIME:	ACTIVITY:	LEADER:
	Welcome	
	Prize Drawing	
	Game	
	Skit	
	Teaching	
	Testimony	
	Worship	
	Prayer	
	Wrap-up/Announcements	

(note that all CLUBS will have all parts)

TEAM: (CIRCLE ONE)

BLUE

GOLD

HOW CAN YOU BE A VISIONARY?

GROUP TIME

1. Talk about prayer requests
2. Consider who to invite
3. Try quoting Psalm 1 in your group.
4. Pray for each other

MAIN POINT: A Visionary is one who is recruiting people to a picture of a better future.

ITEMS NEEDED: The two pictures, handouts, prizes

OBJECT LESSON:

Show 2 pictures. One is a dirty place, the other is beautiful. Look Closely- they are the same place. I cleaned up, painted and beautiful. How do you get to that place- vision.

On a football team there are multiple coaches (position coaches & coordinators), and then there is a head coach. Each position coach has a vision and specific plays for what their players are supposed to do on the field, and their assignments. This impacts how the players interact with their coaches and their teammates. After this, all of the coaches come together and report to the head coach for the overarching vision. Each coach's vision for their position group is a part of a bigger vision for the whole team.

TEACHING:

To have vision means to be able to see something others do not. In the first sermon preached after Jesus went to Heaven, Peter quoted the prophet Joel and said this:

ACTS 2:17-18

In the last days,' God says, 'I will pour out my Spirit upon all people.

Your sons and daughters will prophesy.

Your young men will see visions, and your old men will dream dreams.

¹⁸ In those days I will pour out my Spirit even on my servants—men and women alike— and they will prophesy.

1. Who will prophesy (that means to speak God's truth)?
2. Who will have vision? (that literally means both young men and women)
3. Who will dream? (both old men and women)

One of the main visionaries we see in the Bible is Paul. Paul had a vision for multiple churches along his missionary journeys. For example, with Paul's letters to Timothy. Paul had a vision for Timothy and how he was to lead the people where he (Timothy) was at in Ephesus. Paul traveled to multiple places and wrote letters to multiple churches in different places as well. All the recipients of the letters that Paul wrote were a part of a vision that Paul had for that specific church. This included how they were to interact with God, with each other, and many other things as well. This was a part of a grander vision as well by the ultimate visionary, God. It was all a part of the Lord's vision and plan.

DISCUSSION QUESTIONS

- In your own words, what would you say is a visionary?
- What do you think is God's vision for the world?
- What do you think is His vision for our group or team?
- What is your part of the vision?
- How can you also honor the dreamers?

+ WEEK 10//HUDDLE

OVERVIEW:

After we eat we will hear the lesson, and break into our teams to prepare.

SCHEDULE:

7:50-8:04: **BREAKFAST**
 8:05: **ON TIME PRIZE DRAWING-**
*** If you show up by 7:55 you can win cool stuff.***
 8:08: **TEAM BUILDING**
 8:18: **LEADERSHIP TEACHING-** (Fruits of the Spirit)
 8:36: **MEMORIZATION AND PRAYER FOR ONE ANOTHER**
 8:48: **SUMMARY OF THE MORNING** (by another leader)
 8:50: **LEAVE FOR SCHOOL**

CLUB PLANNER WEEK NINE

ROLES:

(fill in who is responsible for what)

MC:
 Teacher:
 Game:
 Prayer:
 Skit:
 Worship:
 Testimony:
 Tech:

MATERIALS:

- ☐ Sound system
- ☐ Food
- ☐ Prizes
- ☐ Tickets

DATE:

TOPIC:

SCHEDULE:

TIME:	ACTIVITY:	LEADER:
	Welcome	
	Prize Drawing	
	Game	
	Skit	
	Teaching	
	Testimony	
	Worship	
	Prayer	
	Wrap-up/Announcements	

(note that all CLUBS will have all parts)

TEAM: (CIRCLE ONE)

BLUE

GOLD

HOW CAN YOU BE A GOOF COMMUNICATOR?

MAIN POINT:

A Communicator: one who is
Pausing to listen and speak with the end in mind/
Sharing God's whole message with your whole self.

ITEMS NEEDED: Taboo cards, food, and drink, handouts and prizes.

OBJECT LESSON:

Play a round of Taboo with 2 different teams of 5. You must get them to say a word by describing it without saying any taboo words (the Word and the taboo Words are on a card in an envelope). Make 1 of the words and the clues very tough such as: Ford Mustang and You can't say: Car, Fast, Drive, Key or Vehicle

Point: Communication can be very hard but is key if you are to actually change other's lives. It takes more than words to bring the Word.

TEACHING:

On November 19, 1863 President Abraham Lincoln climbed to a stage and gave a speech. It was ten sentences long. The president followed a speech by Edward Everett, a great orator of the day, that lasted 2 hours. It begins with these famous words: "Four score and seven years ago our fathers brought forth on this continent, a new nation, conceived in Liberty, and dedicated to the proposition that all men are created equal." It ends with these "that we here highly resolve that these dead shall not have died in vain—that this nation, under God, shall have a new birth of freedom—and that government of the people, by the people, for the people, shall not perish from the earth."

—Abraham Lincoln

If we are going to impact the world, we must be good communicators. What is so powerful about Lincoln's words is that he was very ill as he prepared and gave the speech, but Lincoln deeply desired to not be honored as much as he desired to communicate.

Jesus did the same when he was intentional with a group of fishermen.

LUKE 5:1-11 Once when he was standing on the shore of Lake Gennesaret, the crowd was pushing in on him to better hear the Word of God.² He noticed two boats tied up. The fishermen had just left them and were out scrubbing their nets.³ He climbed into the boat that was Simon's and asked him to put out a little from the shore. Sitting there, using the boat for a pulpit, he taught the crowd.⁴ When he finished teaching, he said to Simon, "Push out into deep water and let your nets out for a catch."⁵ Simon said, "Master, we've been fishing hard all night and haven't caught even a minnow. But if you say so, I'll let out the nets."⁶ It was no sooner said than done—a huge haul of fish, straining the nets past capacity.⁷ They waved to their partners in the other boat to come help them. They filled both boats, nearly swamping them with the catch.⁸ Simon Peter, when he saw it, fell to his knees before Jesus. "Master, leave. I'm a sinner and can't handle this holiness. Leave me to myself."⁹ When they pulled in that catch of fish, awe overwhelmed Simon and everyone with him.¹⁰ It was the same with James and John, Zebedee's sons, coworkers with Simon. Jesus said to Simon, "There is nothing to fear. From now on you'll be fishing for men and women."¹¹ They pulled their boats up on the beach, left them, nets and all, and followed him.

1. How did Jesus get their attention?

2. What did Jesus promise them that was greater than what they already knew?

The crowd wanted to hear from Jesus, but Jesus wanted to have a conversation and relationship with the fishermen. Jesus offered life, and fullness of joy as he used words that would engage the fishermen. Like the fishermen, we must let down our news and step into what he has for us. They trusted him because he had "communicated" with them.

DISCUSSION QUESTIONS

- How do you know someone is actually listening to you or caring about you?
- What can you learn from Jesus about how to communicate with others?
- Who is someone who communicates well with you, and why?

GROUP TIME

1. Talk about prayer requests
2. Consider who to invite
3. Quote Psalm 1 in your group.
4. Pray for each other

+ WEEK 11//HUDDLE

OVERVIEW:

After we eat we will hear the lesson, and break into our teams to prepare.

SCHEDULE:

7:50-8:04: **BREAKFAST**
 8:05: **ON TIME PRIZE DRAWING-**
*** If you show up by 7:55 you can win cool stuff.***
 8:08: **TEAM BUILDING**
 8:18: **LEADERSHIP TEACHING-** (Fruits of the Spirit)
 8:36: **MEMORIZATION AND PRAYER FOR ONE ANOTHER**
 8:48: **SUMMARY OF THE MORNING** (by another leader)
 8:50: **LEAVE FOR SCHOOL**

CLUB PLANNER WEEK TEN

ROLES:

(fill in who is responsible for what)

MC:
 Teacher:
 Game:
 Prayer:
 Skit:
 Worship:
 Testimony:
 Tech:

MATERIALS:

- ☐ Sound system
- ☐ Food
- ☐ Prizes
- ☐ Tickets

DATE:

TOPIC:

SCHEDULE:

TIME:	ACTIVITY:	LEADER:
	Welcome	
	Prize Drawing	
	Game	
	Skit	
	Teaching	
	Testimony	
	Worship	
	Prayer	
	Wrap-up/Announcements	

(note that all CLUBS will have all parts)

TEAM: (CIRCLE ONE)

BLUE

GOLD

HOW CAN YOU BE AN EMPOWER?

GROUP TIME

1. Talk about prayer requests
2. Consider who to invite
3. Quote Psalm 1 in your group.
4. Pray for each other

MAIN POINT: A Empowering person is one who is creating the space to make others great.

ITEMS NEEDED: Dominos, handouts, prizes

OBJECT LESSON:

The Domino Effect. Begin with a series of “dominos” that progressively knock over bigger and bigger things. Ask- which one was not important? Of course, they all are.

TEACHING:

I’m sure that if you were to ask the dominos and they could talk they would most naturally say the biggest one was the most powerful and in some ways it is. But without each one- there is no “domino effect”

There is an old Nursery Rhyme that illustrates this.

“FOR WANT OF A NAIL” LYRICS

For want of a nail the shoe was lost.
For want of a shoe the horse was lost.
For want of a horse the rider was lost.
For want of a rider the message was lost.
For want of a message the battle was lost.
For want of a battle the kingdom was lost.
And all for the want of a horseshoe nail.

Read or better quote the Psalm you have been memorizing.

PSALMS 1:1 Oh, the joys of those who do not follow the advice of the wicked, or stand around with sinners, or join in with mockers. ² But they delight in the law of the LORD, meditating on it day and night. ³ They are like trees planted along the riverbank, bearing fruit each season. Their leaves never wither, and they prosper in all they do. ⁴ But not the wicked! They are like worthless chaff, scattered by the wind. ⁵ They will be condemned at the time of judgment. Sinners will have no place among the godly. ⁶ For the LORD watches over the path of the godly, but the path of the wicked leads to destruction.

This Psalm tells us that there is a path of life for some and another path that leads to destruction. One way of life that empowers and one that tears down.

Notice the way that leads to destruction.
What are the three things they do?

- What does the people do that follow the path that leads to life?
- What does God do for those that follow his path?

You are part of this team. You bring something unique. Each of you bring a different gift and all of them matter.

DISCUSSION QUESTIONS

- Why do you think some of us feel like we matter more than others?
- What does the Psalm teach about the path we take and how it impacts life?
- Remember you matter, each of you is important. What do you think are some of the gifts you bring to our team? What do you do well?

+ WEEK 12//HUDDLE

OVERVIEW:

After we eat we will hear the lesson, and break into our teams to prepare.

SCHEDULE:

7:50-8:04: **BREAKFAST**
 8:05: **ON TIME PRIZE DRAWING-**
*** If you show up by 7:55 you can win cool stuff***
 8:08: **TEAM BUILDING**
 8:18: **LEADERSHIP TEACHING-** (Fruits of the Spirit)
 8:36: **MEMORIZATION AND PRAYER FOR ONE ANOTHER**
 8:48: **SUMMARY OF THE MORNING** (by another leader)
 8:50: **LEAVE FOR SCHOOL**

CLUB PLANNER WEEK ELEVEN

ROLES:

(fill in who is responsible for what)

MC:
 Teacher:
 Game:
 Prayer:
 Skit:
 Worship:
 Testimony:
 Tech:

MATERIALS:

- ☐ Sound system
- ☐ Food
- ☐ Prizes
- ☐ Tickets

DATE:

TOPIC:

SCHEDULE:

TIME:	ACTIVITY:	LEADER:
	Welcome	
	Prize Drawing	
	Game	
	Skit	
	Teaching	
	Testimony	
	Worship	
	Prayer	
	Wrap-up/Announcements	

(note that all CLUBS will have all parts)

TEAM: (CIRCLE ONE)

BLUE

GOLD

HOW CAN YOU BE A BULIDER?

GROUP TIME

1. Talk about prayer requests
2. Consider who to invite
3. Quote Psalm 1 in your group.
4. Pray for each other

MAIN POINT: A Builder/Discipler is one who is helping others name their call & navigate their future.

ITEMS NEEDED: mentos, small bottle of coke, towels, handouts, prizes

OBJECT LESSON:

Catalyst. Place 1 Mento in a small bottle of diet coke. You will need a bowl and some towels. :) A catalyst releases energy and ability in another that was formerly unseen.

TEACHING:

Les Brown is one of the most notable motivational speakers in the world. Growing up Les often struggled in school and was officially labeled “educable mentally handicapped”. He had very low confidence in himself as a result. One day, Les was called on by his teacher to go up to the board and solve a problem. Les refused and the teacher responded saying, “Young man, come up here and solve this problem for me.” Les insisted and responded saying, “But I can’t. I’m educable mentally handicapped”. The teacher then responded with a stern, “Don’t ever say that again. Someone else’s opinion of you does not have to become your reality.” Les always remembered this teacher’s intentional effort to see something in him that no one else did. This encouragement stuck with him throughout his life and helped him achieve massive success. In addition, he gained massive influence that he used as a way of helping others realize their own potential.

If you have ever looked through a pair of binoculars you know that you can see much better when the lens is in focus. Jesus helped Peter understand who he was as he understood who Jesus was. in Matthew 16:13-18, he bought Jesus into focus.

MATTHEW 16:13-18 When Jesus arrived in the villages of Caesarea Philippi, he asked his disciples, “What are people saying about who the Son of Man is?” ¹⁴ They replied, “Some think he is John the Baptizer, some say Elijah, some Jeremiah or one of the other prophets.” ¹⁵ He pressed them, “And how about you? Who do you say I am?” ¹⁶ Simon Peter said, “You’re the Christ, the Messiah, the Son of the living God.” ¹⁷ Jesus came back, “God bless you, Simon, son of Jonah! You didn’t get that answer out of books or from teachers. My Father in heaven, God himself, let you in on this secret of who I really am.” ¹⁸ And now I’m going to tell you who you are, really are. You are Peter, a rock. This is the rock on which I will put together my church, a church so expansive with energy that not even the gates of hell will be able to keep it out.


1. Whom did the disciples say Jesus was?
2. Whom did Peter say he was?

Jesus encourages Peter in this moment and affirms him. Peter was the leader of the disciples and would play a vital role in the foundation of the early church. These words must undoubtedly have been a very encouraging reminder to Peter when the Church entered a period of immense persecution and tribulation from surrounding authorities. His leadership of the Church during these times can be traced to moments like these where Jesus helped Peter recognize the calling that God has placed on his life.

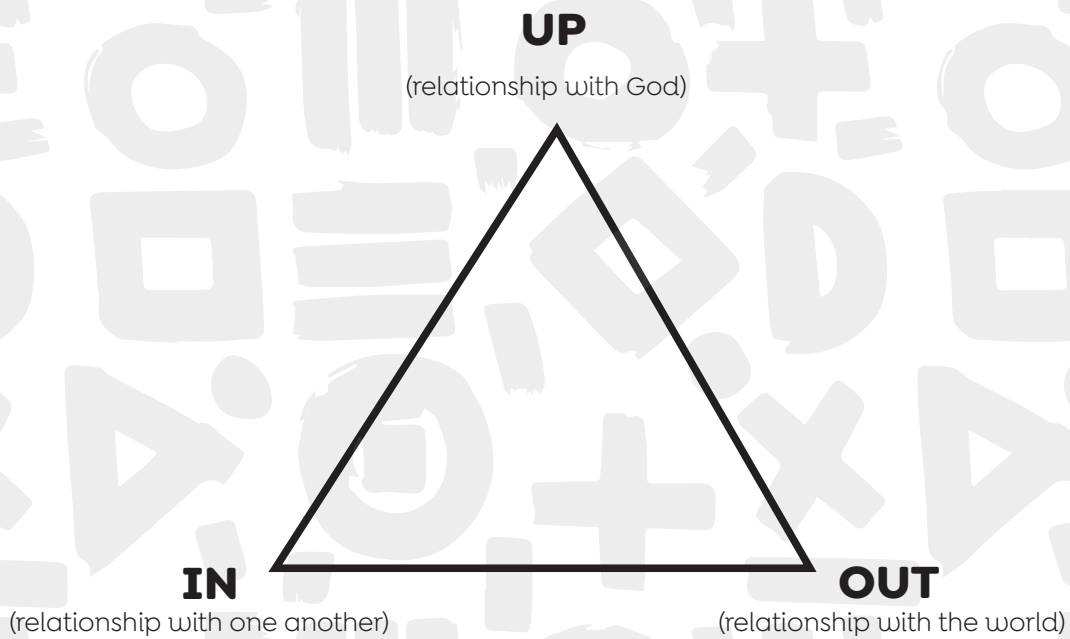
DISCUSSION QUESTIONS

- How can you be consistently encouraging to those around you?
- What lens can you put on to help others recognize their potential?
- How can you help someone see something in themselves that they may be blinded to?
- What is a time when someone helped you realize your potential or purpose?

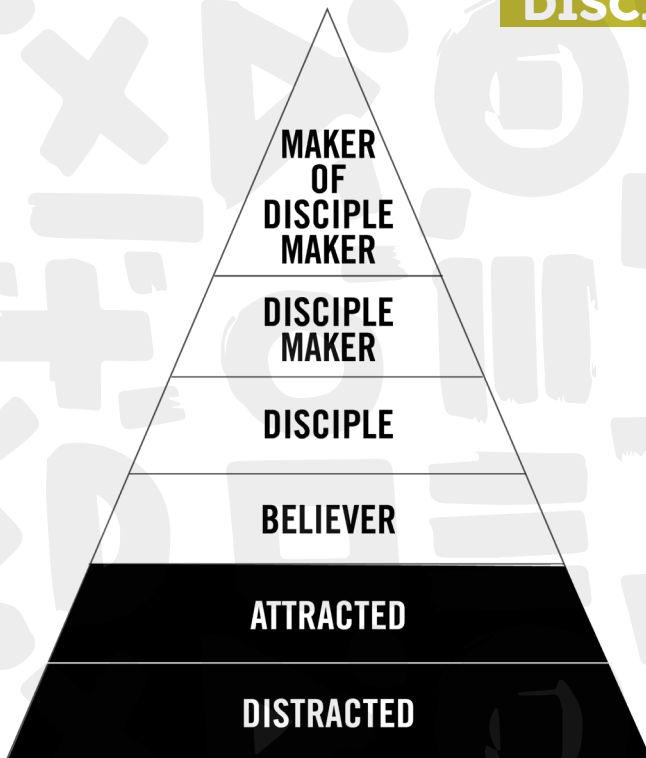
+ FIGURES



GROUP DYNAMICS



DISCIPLESHIP TRIANGLE



LEADERSHIP SQUARE



+ A FEW POINTERS:

SKITS

- Each lesson includes a skit suggestion, but you have the liberty to create your own skit. Directed by an adult the skit team works together to generate a script.
- A good skit illustrates the teaching; it should not just be funny but also convey a message. Ask yourself is it sending a clear message, can everyone follow along.
- When you are performing the skit, make sure to face the audience and speak loud and clear.
- If you have time, find a place to rehearse the skit before Club, so the script is fresh in the mind.

GAMES

- There is a list of large group games on the resources page at www.campusthrive.com.
- An effective game engages the entire audience. Some games involve everyone, but if your game does not, make sure the crowd is still engaged.
- The rules should be clearly communicated. Practice what to say in advance.
- If the game is split up into different groups, make sure each group has a student leader watching and assisting to prevent confusion.

WORSHIP

- Worship is to be led by musically talented students.
- If your school does not have students who play instruments, form a choir and we will provide you with background music and equipment.
- Concerning welcome and game background music, use wisdom in choosing music

TRANSITIONS

Often times transitions are very choppy, a student usually comes up and says “okay now It’s time for teaching....” We want to make sure transitions are smooth, this is an important leadership skill to have.

SAMPLE TRANSITIONS:

- Acknowledge the person before and welcome the person coming up
- MC says: Thank you Ashley for that amazing lesson, now let’s welcome up Sam as he shares a testimony.
- Ashley talked about forgiveness in her lesson, I want to share a testimony about forgiveness

TEACHING

- Speak clearly and confidently; speak like you believe what you're saying. If you do not believe the words you are speaking no one else will.
- Preparation builds confidence; it is important to prepare, go over lesson and testimony, at home.
- Maintain a good posture, you should never cross your arms, instead use your hands to illustrate your points.
- Eye contact: you connect with your audience by looking at them.
- Make sure you use a real Bible when you teach. Visual Aids are always great.

HANDOUTS

- The Club Director will make sure you have handouts. You are welcome to make these specific towards your club with artwork from the school
- Make sure to include the Service day on your handout, with as much detail as possible.

SERVICE DAY

- The Service Day can be for the school or someone in the community.
- It should only last between one and two hours
- It is great to have donuts or pizza at the service day
- Take pictures and post them
- Do not provide transportation to or from the event- parents should drop off.
- Make sure parents know when it is over.
(Holding up a sign as they re being dropped off is a great way to do that!)

SHIRTS & SUPPLIES

- The Club Director should have name tags, prizes, tickets and others supplies
- We only have shirts and the first and second huddle.
- After that please purchase shirts at the online store at www.campusthrive.com

NOTES



Campus



WWW.CAMPUSTHIRVE.COM

